

Office of Building Department
Town of Southington, Connecticut

John Smigel
Building Official
(860) 276-6242
Fax (860) 276-6295



John Weichsel
Municipal Center
196 North Main Street
Southington, CT 06489

PERMITS NEEDED FOR SWIMMING POOLS

1. Zoning Permit - \$80.00 fee (Health Department if there is a septic system/well).
2. Building Permit – Fee determined by cost of pool plus installation.*
3. Electrical Permit – Fee determined by estimated cost of wiring.

* If installing a pool heater, it must be indicated on the Building Permit Application and the appropriate permit (Plumbing, HVAC or Electrical) will need to be applied for as well.

NO PART OF THE PROPOSED POOL, INCLUDING THE DECK, FILTER OR ANY OTHER MECHANICALS SHALL BE CLOSER THAN TEN FEET (10') FROM THE PROPERTY LINE.

A FINAL INSPECTION MUST BE COMPLETED AFTER THE POOL IS INSTALLED AND BEFORE USE OF POOL.

June 2017

**Department of Public Safety
Division of Fire, Emergency and Building Services
Information from the Office of State Building Inspector**

*Thinking of installing a pool this year?
Check out building code requirements with your municipal Building Official.*

Installation of a new swimming pool **REQUIRES** application for a permit to the local building official when the pool depth will be over 24 inches deep. This permit requirement includes in-ground swimming pools, above-ground swimming pools, on-ground swimming pools, hot tubs and spas.

Outdoor private swimming pools MUST comply with the State Building Code barrier and entrapment protection minimum requirements. The primary reason for compliance with these minimum code requirements is for preservation of individual's life safety. They provide an effective barrier around the pool area to reduce the potential for young children to gain uncontrolled access, and to provide a level of protection against possible entrapment at the pool suction inlets. In addition to the State Building Code swimming pool requirements Connecticut General Statute Section 29-265a has specific criteria for installation of a pool alarm prior to issuance of a building permit.

An inflatable swimming pool containing water over twenty-four inches deep is a relatively new product that has been made available to the Connecticut consumer. **The inflatable walls of an above grade inflatable swimming pool, (containing water over twenty-four inches deep), are not an effective pool barrier and require a pool barrier that is typically a fence enclosure.**


The 2005 State Building Code provides detailed provisions for barriers around swimming pools, along with entrapment protection for swimming pool and spa suction outlets. All newly installed swimming pools, hot tubs and spas must comply with the August 1, 2009 Amendments to the 2005 State Building Code.

These requirements address:

- minimum heights and maximum openings allowed in fences
- criteria for the fence gates and latches
- criteria for the means of direct entry into a pool area from the house
- criteria for the pool and spa suction outlet cover and grate
- minimum number and separation distance of suction outlets
- criteria for circulation systems equipped with atmospheric vacuum relief systems
- minimum and maximum depths for pool vacuum cleaner fittings
- criteria for power safety covers

Your local building official can provide you information and can answer your questions about the State Building Code and its relationship to swimming pools. If further clarification governing installation of swimming pools and the State Building Code is needed the Office of State Building Inspector can be contacted by telephone at (860)-685-8310.

**State of Connecticut
Department of Public Safety
Office of State Building Inspector
Division of Fire, Emergency and Building Services**



Text and illustrations
Section AG105

Swimming Pools

The drawings contained in this brochure pertain to Appendix G of the 2012 International Residential Code along with a portion of the 2016 Amendment to the State Building Code. These drawings are for illustration purposes only. The written code text shall apply.

APPENDIX G

SWIMMING POOLS, SPAS AND HOT TUBS

(The provisions contained in this appendix are not mandatory unless specifically referenced in the adopting ordinance.)

SECTION AG101 GENERAL

AG101.1 General. The provisions of this appendix shall control the design and construction of swimming pools, spas and hot tubs installed in or on the *lot* of a one- or two-family dwelling.

AG101.2 Pools in flood hazard areas. Pools that are located in flood hazard areas established by Table R301.2(1), including above-ground pools, on-ground pools and in-ground pools that involve placement of fill, shall comply with Section AG101.2.1 or AG101.2.2.

Exception: Pools located in riverine flood hazard areas which are outside of designated floodways.

AG101.2.1 Pools located in designated floodways. Where pools are located in designated floodways, documentation shall be submitted to the *building official* which demonstrates that the construction of the pool will not increase the design flood elevation at any point within the *jurisdiction*.

AG101.2.2 Pools located where floodways have not been designated. Where pools are located where design flood elevations are specified but floodways have not been designated, the applicant shall provide a floodway analysis that demonstrates that the proposed pool will not increase the design flood elevation more than 1 foot (305 mm) at any point within the *jurisdiction*.

SECTION AG102 DEFINITIONS

AG102.1 General. For the purposes of these requirements, the terms used shall be defined as follows and as set forth in Chapter 2.

AG102.1.1 Definitions. Amend the following definitions to read as follows:

ABOVE-GROUND/ON-GROUND POOL. See "Swimming pool."

BARRIER. A fence, wall, building wall or combination thereof which completely surrounds the swimming pool and obstructs access to the swimming pool.

HOT TUB. See "Swimming pool."

IN-GROUND POOL. See "Swimming pool."

RESIDENTIAL. That which is situated on the premises of a detached one- or two-family dwelling, or a one-family townhouse not more than three stories in height where the pool is intended to be used by the owners and invited guests.

SPA, NONPORTABLE. See "Swimming pool."

SPA, PORTABLE. A nonpermanent structure intended for recreational bathing, in which all controls, water-heating and water-circulating *equipment* are an integral part of the product.

SWIMMING POOL. Any structure intended for swimming or recreational bathing that contains water more than 24 inches (610 mm) deep. This includes in-ground, above-ground and on-ground swimming pools, hot tubs and spas.

SWIMMING POOL, INDOOR. A swimming pool which is totally contained within a structure and surrounded on all four sides by the walls of the enclosing structure.

SWIMMING POOL, OUTDOOR. Any swimming pool which is not an indoor pool.

SECTION AG103 SWIMMING POOLS

AG103.1 In-ground pools. In-ground pools shall be designed and constructed in compliance with ANSI/NSPI-5.

AG103.2 Above-ground and on-ground pools. Above-ground and on-ground pools shall be designed and constructed in compliance with ANSI/NSPI-4.

AG103.3 Pools in flood hazard areas. In flood hazard areas established by Table R301.2(1), pools in coastal high-hazard areas shall be designed and constructed in compliance with ASCE 24.

SECTION AG104 SPAS AND HOT TUBS

AG104.1 Permanently installed spas and hot tubs. Permanently installed spas and hot tubs shall be designed and constructed in compliance with ANSI/NSPI-3.

AG104.2 Portable spas and hot tubs. Portable spas and hot tubs shall be designed and constructed in compliance with ANSI/NSPI-6.

SECTION AG105 BARRIER REQUIREMENTS

AG105.1 Application. The provisions of this appendix shall control the design of barriers for residential swimming pools, spas and hot tubs. These design controls are intended to provide protection against potential drownings and near-drownings by restricting access to swimming pools, spas and hot tubs.

AG105.2 Outdoor swimming pool. An outdoor swimming pool, including an in-ground, above-ground or on-ground pool, hot tub or spa, shall be surrounded by a barrier which shall comply with the following:

1. The top of the barrier shall be at least 48 inches (1219 mm) above *grade* measured on the side of the barrier which faces away from the swimming pool. The maximum vertical clearance between *grade* and the bottom of the barrier shall be 2 inches (51 mm) measured on the side of the barrier which faces away from the swimming pool. Where the top of the pool structure is above *grade*, such as an above-ground pool, the barrier may be at ground level, such as the pool structure, or mounted on top of the pool structure. Where the barrier is mounted on top of the pool structure, the maximum vertical clearance between the top of the pool structure and the bottom of the barrier shall be 4 inches (102 mm).
2. Openings in the barrier shall not allow the passage of a 4-inch-diameter (102 mm) sphere.
3. Solid barriers which do not have openings, such as a masonry or stone wall, shall not contain indentations or protrusions, except for normal construction tolerances and tooled masonry joints.
4. Where the barrier is composed of horizontal and vertical members, and the distance between the tops of the horizontal members is less than 45 inches (1143 mm), the horizontal members shall be located on the swimming pool side of the fence. Spacing between vertical members shall not exceed $1\frac{3}{4}$ inches (44 mm) in width. Where there are decorative cutouts within vertical members, spacing within the cutouts shall not exceed $1\frac{3}{4}$ inches (44 mm) in width.
5. Where the barrier is composed of horizontal and vertical members, and the distance between the tops of the horizontal members is 45 inches (1143 mm) or more, spacing between vertical members shall not exceed 4 inches (102 mm). Where there are decorative cutouts within vertical members, spacing within the cutouts shall not exceed $1\frac{3}{4}$ inches (44 mm) in width.
6. Maximum mesh size for chain link fences shall be a $2\frac{1}{4}$ -inch (57 mm) square, unless the fence has slats fastened at the top or the bottom which reduce the openings to not more than $1\frac{3}{4}$ inches (44 mm).
7. Where the barrier is composed of diagonal members, such as a lattice fence, the maximum opening formed by the diagonal members shall not be more than $1\frac{3}{4}$ inches (44 mm).
8. Access gates shall comply with the requirements of Items 1 through 7, and shall be equipped to accommodate a locking device. Pedestrian access gates shall open outward away from the pool, and shall be self-closing and have a self-latching device. Gates, other than pedestrian access gates, shall have a self-latching device. Where the release mechanism of the self-latching device is located less than 54 inches (1372 mm)

from the bottom of the gate, the release mechanism and openings shall comply with the following:

- 8.1. The release mechanism shall be located on the pool side of the gate at least 3 inches (76 mm) below the top of the gate; and
 - 8.2. The gate and barrier shall have no opening larger than $\frac{1}{2}$ inch (12.7 mm) within 18 inches (457 mm) of the release mechanism.
9. Where a wall of a *dwelling* serves as part of the barrier, one of the following conditions shall be met:
- 9.1. The pool shall be equipped with a powered safety cover in compliance with ASTM F1346;
 - 9.2. Doors with direct access to the pool through that wall shall be equipped with an alarm which produces an audible warning when the door and/or its screen, if present, are opened. The alarm shall be listed and *labeled* in accordance with UL 2017. The deactivation switch(es) shall be located at least 54 inches (1372 mm) above the threshold of the door; or
 - 9.3. Other means of protection, such as self-closing doors with self-latching devices, which are *approved* by the governing body, shall be acceptable as long as the degree of protection afforded is not less than the protection afforded by Item 9.1 or 9.2 described herein.
10. Where an above-ground or on-ground pool structure is used as a barrier or where the barrier is mounted on top of the pool structure, and the means of access is a ladder or steps, the ladder or steps shall be surrounded by a barrier that meets the requirements of Section AG105.2, Items 1 to 9, inclusive.

AG105.3 Indoor swimming pool. Walls surrounding an indoor swimming pool shall comply with Item 9 of Section AG105.2.

AG105.4 Prohibited locations. Barriers shall be located to prohibit permanent structures, *equipment* or similar objects from being used to climb them.

AG105.5 Barrier exceptions. Spas or hot tubs with a safety cover which comply with ASTM F1346 shall be exempt from the provisions of this appendix.

AG105.6 Temporary enclosure. A temporary enclosure shall be installed prior to the electrical bonding inspection of any in-ground swimming pool unless the permanent barrier specified in Section AG105.2 is in place prior to the commencement of the installation. The temporary enclosure shall be a minimum of 4 feet (1219) in height, shall have no openings that will allow passage of a 4-inch sphere and shall be equipped with a positive latching device on any openings.

AG105.7 Pool alarm. Pursuant to section 29-265a of the Connecticut General Statutes, no building permit shall be issued for the construction or substantial alteration of a swimming pool at a residence occupied by, or being built for, one or more families unless a pool alarm is installed with the swimming pool. As used in this section, "pool alarm" means

a device that emits a sound of at least 50 decibels when a person or an object weighing 15 pounds or more enters the water in a swimming pool.

Exception: Hot tubs and portable spas shall be exempt from this requirement.

**SECTION AG106
ENTRAPMENT PROTECTION FOR SWIMMING
POOL AND SPA SUCTION OUTLETS**

AG106.1 General. Suction outlets shall be designed and installed in accordance with ANSI/APSP-7.

**SECTION AG107
ABBREVIATIONS**

AG107.1 General.

ANSI—American National Standards Institute
11 West 42nd Street
New York, NY 10036

APSP—Association of Pool and Spa Professionals

NSPI—National Spa and Pool Institute
2111 Eisenhower Avenue
Alexandria, VA 22314

ASCE—American Society of Civil Engineers
1801 Alexander Bell Drive
Reston, VA 98411-0700

ASTM—ASTM International
100 Barr Harbor Drive
West Conshohocken, PA 19428

UL—Underwriters Laboratories, Inc.
333 Pfingsten Road
Northbrook, IL 60062-2096

ASCE

ASCE/SEI-24—05 Flood-resistant Design and Construction AG103.3

ASTM

ASTM F1346—91 Performance Specification for Safety Covers and Labeling Requirements for All Covers for Swimming Pools Spas and Hot Tub AG105.2, AG105.5

UL

UL 2017—2000 Standard for General-purpose Signaling Devices and Systems—with revisions through June 2004. AG105.2

**SECTION AG108
REFERENCED STANDARDS**

AG108.1 General.

ANSI/NSP

ANSI/NSPI-3—99 Standard for Permanently Installed Residential Spas AG104.1

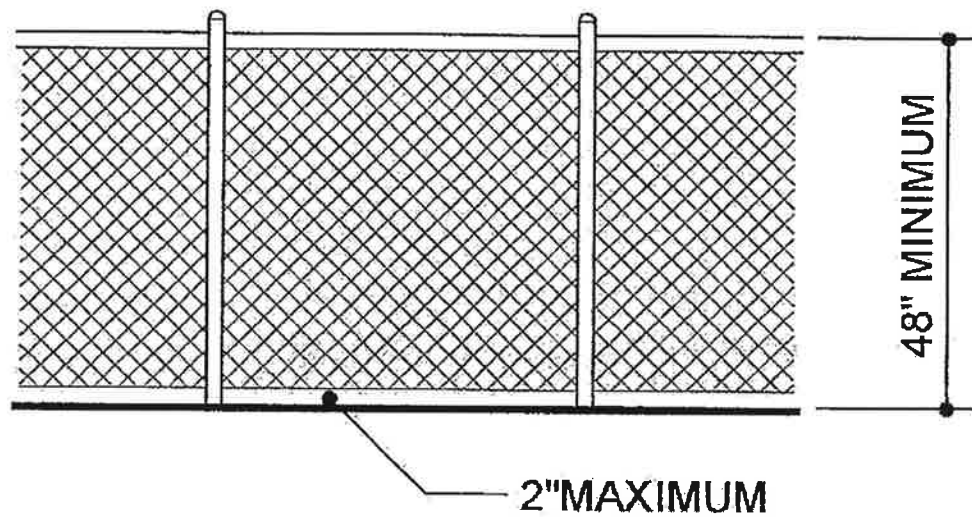
ANSI/NSPI-4—99 Standard for Above-ground/ On-ground Residential Swimming Pools AG103.2

ANSI/NSPI-5—03 Standard for Residential In-ground Swimming Pools. . AG103.1

ANSI/NSPI-6—99 Standard for Residential Portable Spas AG104.2

ANSI/APSP

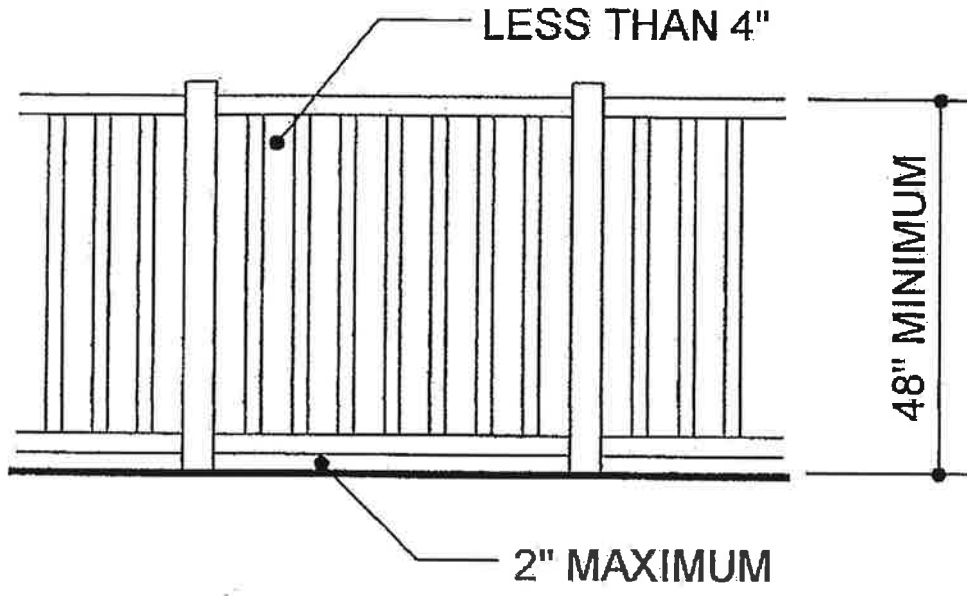
ANSI/APSP-7—06 Standard for Suction Entrapment Avoidance in Swimming Pools, Wading Pools, Spas, Hot Tub and Catch Basins AG106.1



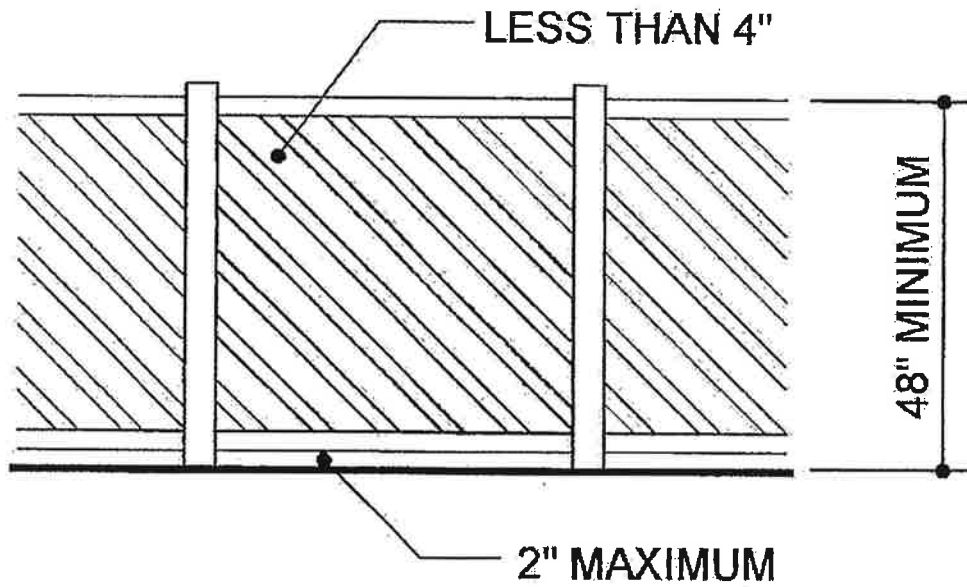
ELEVATION

OUTSIDE OF THE POOL ENCLOSURE

SECTION AG105.2, ITEM 1

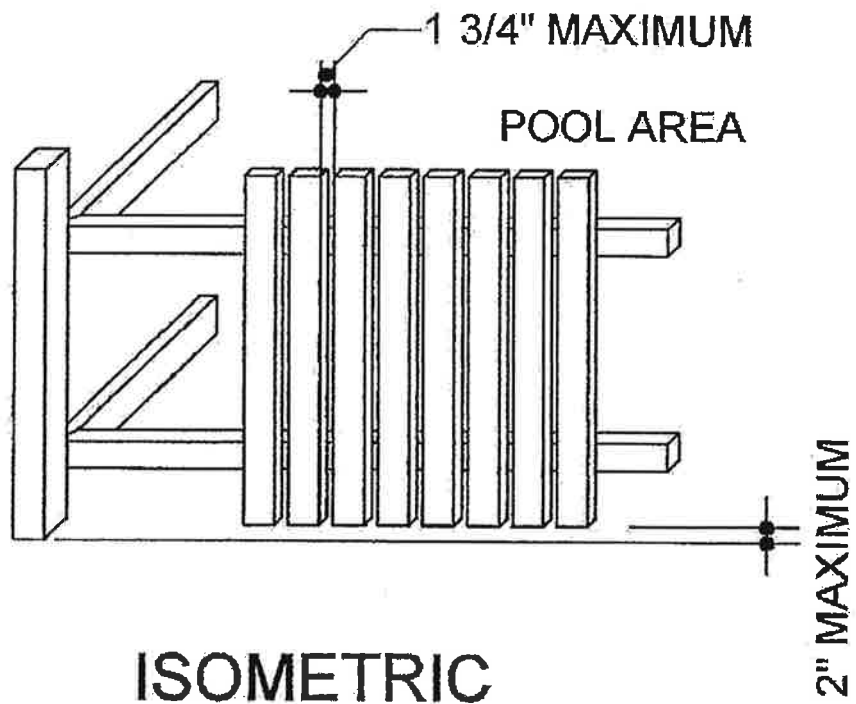
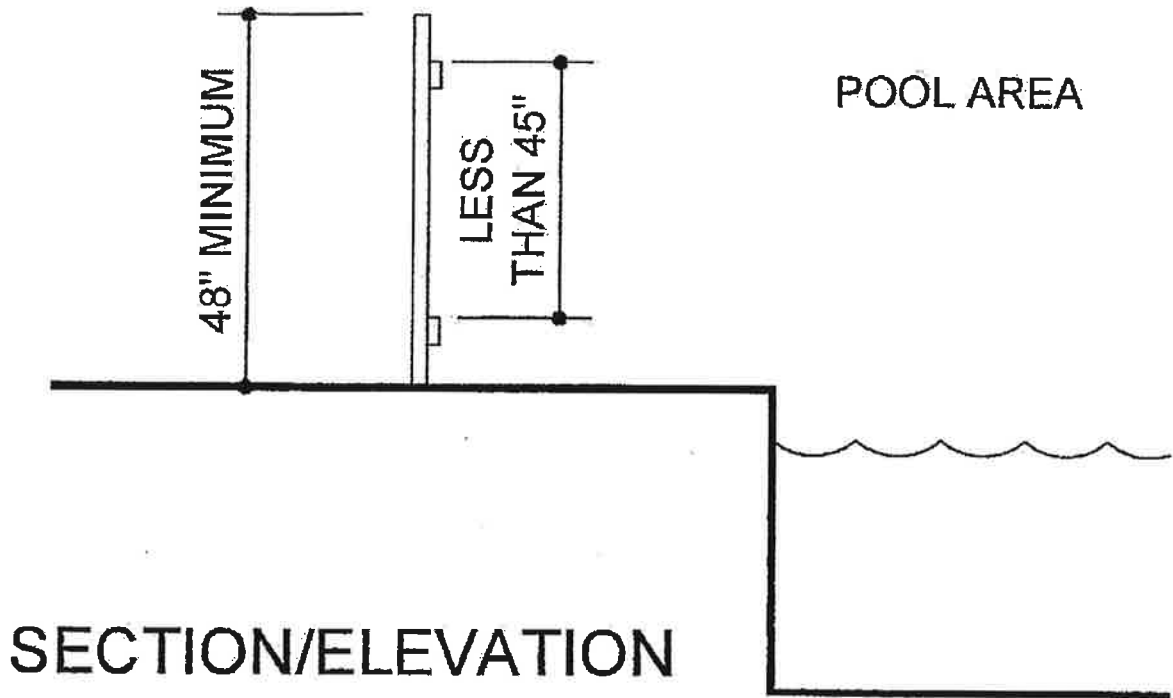


ELEVATION

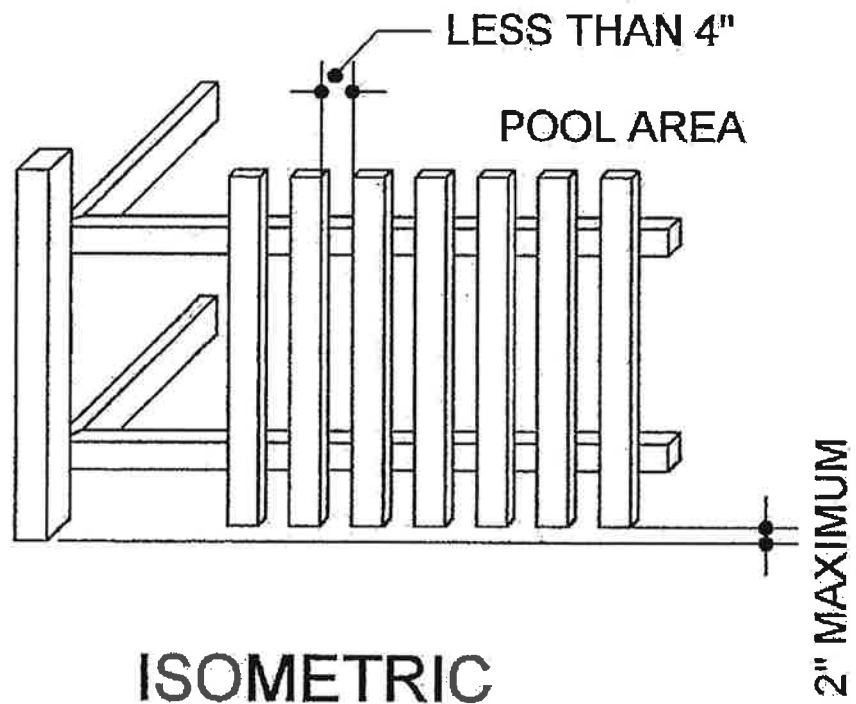
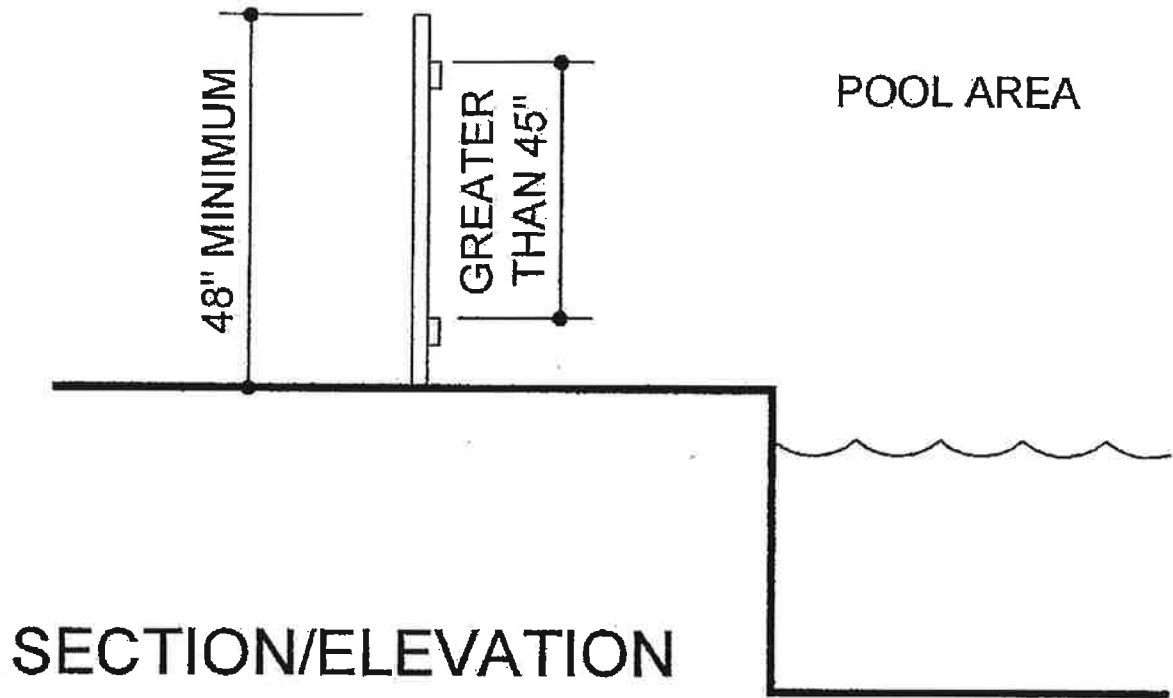


ELEVATION

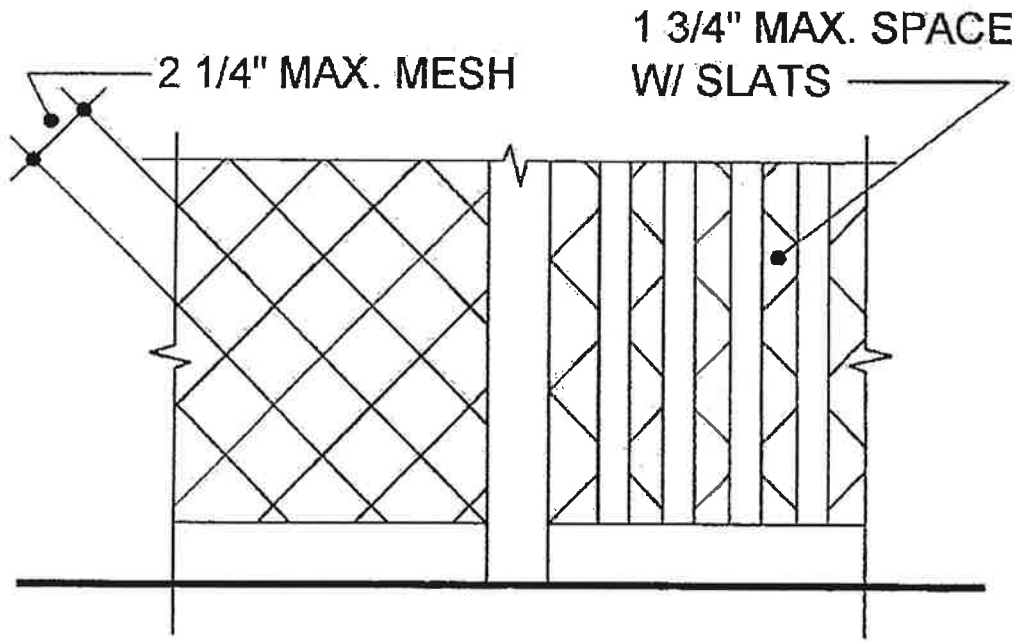
SECTION AG105.2, ITEM 2



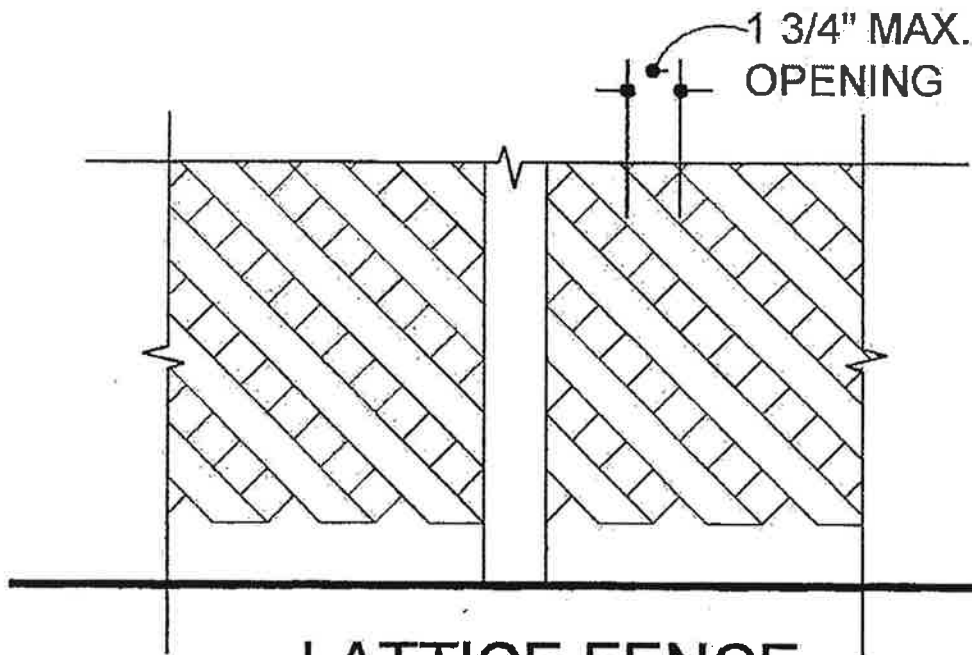
SECTION AG105.2, ITEM 4



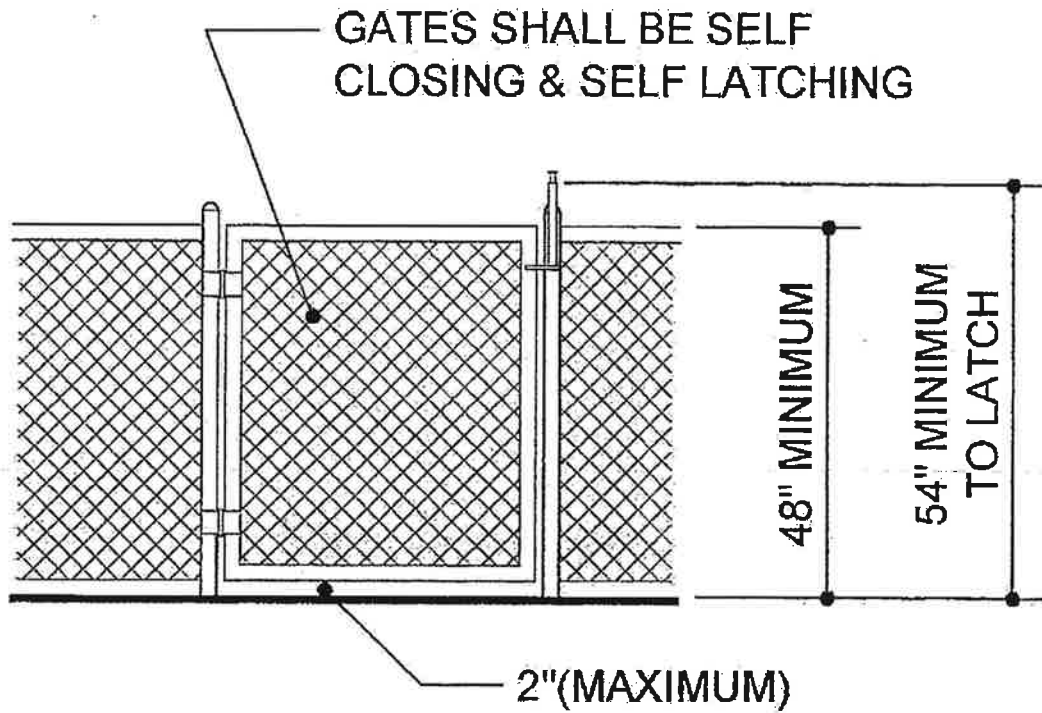
SECTION AG105.2, ITEM 5



CHAIN LINK FENCE
SECTION AG105.2, ITEM 6



LATTICE FENCE
SECTION AG105.2, ITEM 7



ELEVATION

PEDESTRIAN ACCESS GATE

SECTION AG105.2, ITEM 8

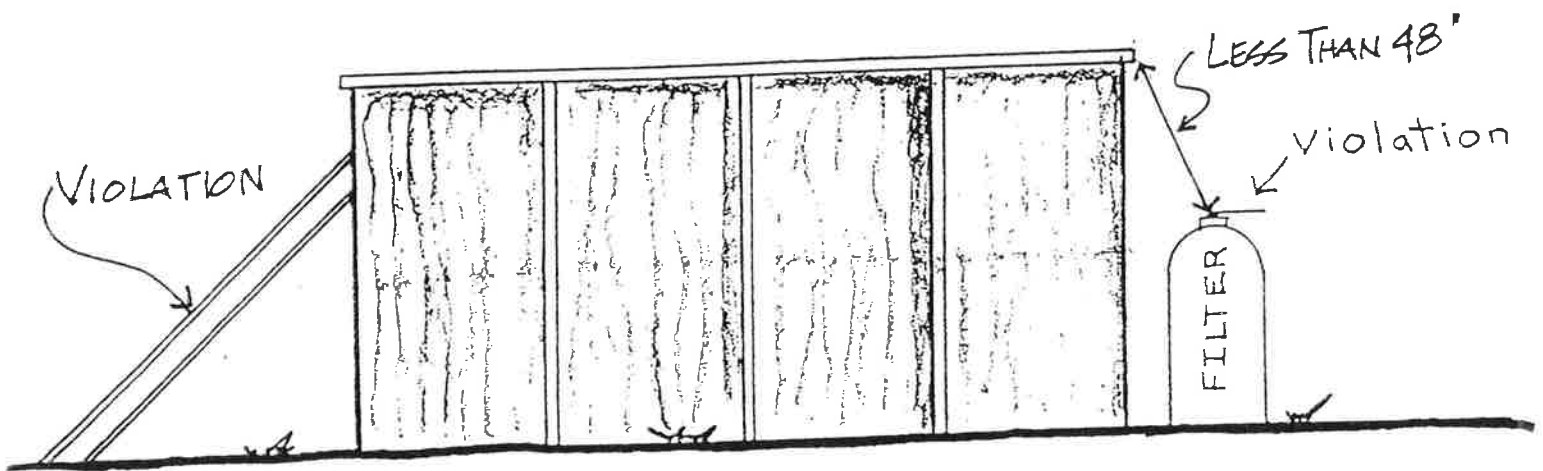
SWIMMING POOL WIRING

There have been several problems concerning interpretations of Article 680 of the National Electrical Code. Basically, the philosophy behind Section 680 of the National Electrical Code is to create an environment whereby anyone in the pool area will be safe from electrical currents whether originating in the pool or from external sources. Some important points are:

1. No Direct burial cable to be used to wire swimming pools.
2. Approved rigid metal or rigid non-metallic conduit shall be used.
3. Grounding and bonding – Probably the greatest problem that confronts the swimming pool industry is the misunderstanding concerning grounding and bonding. Therefore a #8 bare solid equipment bonding conductor shall be installed around the pool and that it be bonded to the steel metal parts such as: reinforcing steel metal parts, metal ladders, diving boards, or any other metal parts within 5' of the inside walls of the swimming pool. The #8 wire may be terminated at the pump motor.
4. A GFCI protected convenience receptacle is required to be located between 6' and 20' from the inside wall of the swimming pool
5. All electrical equipment used with swimming pools **MUST** be protected by a Ground Fault Circuit Interrupter

Please refer to Article 680 of the National Electrical Code for further information and requirements

ABOVE GROUND SWIMMING POOL



ELEVATION

- All pool equipment, pumps, heaters, panels, lighting and misc. equipment SHALL be GFCI protected

- An intentional bond of a minimum conductive surface area of 9 sq. inches shall be in contact of the pool water

- #8 bare Solid shall be used to bond all fixed metal parts & objects within 5' of the pool, all of the pool equipment and used for the equipotential bonding grid

- A convenience GFCI receptacle SHALL be located between 6' - 20' from the edge of the pool

- A time clock is required by the 2009 IECC

- #8 bare solid 18"-24" from pool and connected at 4 points uniformly spaced & buried 4"-6" deep

Metal Deck

Above Ground Pool

Metal Ladder

Pump

- Pump cord to be 3' long

max. & twist lock plug required

Junction Box (s)

- No closer than 6' for plugs, switches or timers

- Rigid PVC or metallic conduit a minimum of 18" deep with individual black, white and green #12 conductors

Junction Box

- 12/2 Romex can be used inside ONLY

Residential Dwelling

Electrical Panel

